


Construcción en acero cincado o inoxidable.


Longitudes y anchos especiales bajo demanda.

Pintado bajo demanda.


| Modelo | Ø | A mm | Roldadas Por eje | L – Longitud Plegado / Extendido | | | | | | | | Radio mm | H mm |
|-----------------|----|---------|---------------------|-------------------------------------|-----------------|---------------|---------------|---------------|-----------------|----------------|-----|--|---------|
| | | | | Nº de patas | | | | | | | | | |
| | | | | 2 | 3 | 4 | 5 | 6 | 7 | 8 | | | |
| Roldanas PVC | 48 | 300 | 3 | 0,7 a 2,2 | 1,1 a 3,5 | 1,5 a 5 | 2 a 6,5 | 2,4 a 8 | 2,8 a 9,5 | 3,2 a 11 | 400 | 550 a 800 o 750 a 1200 | |
| | | 400 | 4 | | | | | | | | | | |
| | | 500 | 5 | | | | | | | | | | |
| | | 600 | 6 | | | | | | | | | | |
| Roldanas Fe | 48 | 300 | 4 | 0,7 a 2,2 | 1,1 a 3,5 | 1,5 a 5 | 2 a 6,5 | 2,4 a 8 | 2,8 a 9,5 | 3,2 a 11 | 400 | 550 a 800 o 750 a 1200 | |
| | | 400 | 4 | | | | | | | | | | |
| | | 500 | 5 | | | | | | | | | | |
| | | 600 | 6 | | | | | | | | | | |



Pieza unión máquina



Placa soporte pata



Tope final